

HANDBOOK

*Marching Band
Leadership
&
Color Guard
Camp*



Welcome Families

A fantastic week of music & memories is coming your way!

We are so glad that your family will be joining us for music camp this summer. We know that the process of getting ready for camp can seem overwhelming, but this handbook should answer many of your questions. We encourage parents to be active participants in camp preparation, and we appreciate that you are taking the time to read this handbook closely. There will be some information in this handbook which only applies to night campers, and some information which only applies to day campers, but our camp classes and activities are for ALL of our campers.

We look forward to seeing you at camp!

TABLE OF CONTENTS

CAMP ESSENTIALS	03
CAMP SCHEDULE	04
INSTRUMENTS	05
HEATH & WELLNESS	06-08
TRAVEL	09
NIGHT CAMPER CHECK IN & DETAILS	10-15
DAY CAMPER CHECK IN & DETAILS	16-20
PASS-IN-REVIEW	21
CAMP A-Z	20-23

Camp Essentials

Meet Our Staff

CAMP DIRECTOR: Dr. Steven Kelly, *Professor of Music Education, Florida State University*

ASSOCIATE CAMP DIRECTOR: Dr. Mark Belfast, *Assistant Professor of Music Education, Florida State University*

PROGRAM COORDINATOR: Mrs. Kerry Smith

ASSISTANT CAMP DIRECTORS: Mr. Lee Commander, Ms. Sarah Leaman, Mr. Zachary Pecore

SUPERVISING COUNSELORS: Mr. Taylor Haworth, Mr. Greg Lambert, Mr. Nick Lohse, Ms. Meagan O'Rourke



CONTACTING US

ADMINISTRATION OFFICE: 850-644-9934
Open Monday - Friday, 8am-5pm

Admin Office Address:
FSU College of Music Summer Music Camps
PO Box 3061180
Housewright Music Building Room 236
Tallahassee, FL 32306-1180

ADMINISTRATION EMAIL: musiccamps@fsu.edu

SOUTHGATE DORM OFFICE:

A phone number for this office will be available once camp starts.

Dorm Address:
The Southgate Campus Center
675 West Jefferson Street, Tallahassee, FL 32304
Camp Office is on the 2nd Floor



YOUR ONLINE ACCOUNT AND CAMP FORMS

When you registered, you created an online account where you make payments, fill out camp forms, select add-on services, and more. To access your account go to:

<https://campself.active.com/floridastateuniversitycollegeofmusic>

The forms in your online account include required camper forms and some optional forms as well. Please fill these forms out as soon as possible, as they help us plan for your arrival and provide you with a great camp experience. Once submitted, forms can be updated or edited by calling or emailing our office.



CANCELLATION POLICY AND CONSENT WAIVER

During registration you were asked to sign two waivers: the [Statement of Voluntary Consent](#) and the [Financial Responsibility Agreement](#). PDF versions of these waivers can be accessed using the provided links. You may need to electronically sign these forms as part of your online forms if you did not complete them during registration.



CAMPER EXPECTATIONS

Nothing is more important to us than the well-being of our campers. We are vigilant about emotional safety, physical safety, creating a place where campers feel safe and supported in reaching their goals, and where everyone can have fun. To this end, the FSU Summer Music Camps requires all campers and parents to read, agree to, and abide by the [Camper Conduct Contract](#). The electronic version of this form which you will sign is in your online account.



THE CAMP APP

We use our camp app to send out text message reminders with information and changes, and to share photographs of the campers. You can download the app in the Apple App Store or Google Play Store under "FSU Music Camps". To log in, your username is the same as your online account that you used for registration.

Camp Overview Schedule

DATE	OVERVIEW OF ACTIVITIES - SUBJECT TO CHANGE
Sunday, June 28	2:30-4:30pm - Night Camper Check-in (check your email for your arrival time slot) 6:15-6:50pm - Day Camper Check-In (outside Westcott 060 - Traffic Circle) 7:00pm-9:00pm Camper Orientation, Faculty/Staff Meet & Greet & Breakout Sessions - <i>REQUIRED FOR ALL CAMPERS!</i>
Monday, June 29	Late Camper Check-In 8:15am (on Chiefs Field) 8:30am Camp Activities begin on Chiefs Field 5:00pm Activities end in Wescott Building. 7:00pm -9:00pm Recreation (options TBA), on-campus movie, virtual school work time
Tuesday, June 30	8:30am Camp Activities begin on Chiefs Field 5:00pm Activities end in Wescott Building 7:00pm - 9:00pm Recreation (options TBA), practice time, on-campus movie, virtual school work time
Wednesday, July 01	8:30am Camp Activities begin on Chiefs Field 5:00pm Activities end in Wescott Building 7:00pm - 9:00pm Leadership Sessions (required for night campers, highly recommended for day campers too)
Thursday, July 02	8:30am Camp Activities begin on Chiefs Field 5:00pm Activities end in Wescott Building 7:00pm - 9:00pm Leadership Sessions (required for night campers, highly recommended for day campers too)
Friday, July 03	8:30am - 10:30am - Camp wrap-up session in Westcott 10:45am Lunch 12:15-1:00pm Pass-In-Review Rehearsal 1:30pm - 2:30pm Pass-In-Review Performance

The schedule above is tentative, and all activities and locations are subject to change.

➤ Evening Activity Schedule

When specific recreation activities have been finalized for Monday and Tuesday, you will be notified (via email) that a new form has been added to your online account which will ask your preference for which activities you would like to do. It will also include prices for all paid activities. We will always try to assign all campers to the activities that they want, but we cannot always guarantee it. Some activities have participant limits set by the venue, or we are limited by the number of practice rooms, room capacity, etc... You will be notified by email when the preference form is available - usually 2 weeks before camp starts..

➤ Camp Check-Out

Camp ends with the Pass-In-Review. After the final performance, campers can meet up with their families and return to the dorm where they will collect their belongings and check-out. Day campers may leave from the performance hall with their families.

If someone other than the parent/guardian(s) on the camp registration will be taking the camper home from camp, please make sure that the person taking the camper home is included in your online camp account as an Authorized Pick-Up (see page 26 for more information). If the camper drove to camp on their own, they will be able to leave on their own when camp ends. Campers should make sure that their room is left clean, check to make sure they have all items before leaving, and return their room key.

➤ After Camp Is Over

The camp office will be open until July 17 from 9am-4pm. The office will be closed from July 20-August 14; during this time there will be no staff in the office, but email and voicemail will be checked on a limited basis. The office will return to a regular schedule on August 17st at 9:00am. Information about Summer 2027, including the anticipated registration opening date, will be sent out in the fall.

Let's Talk Instruments

▶ ALL CAMPERS (except color guard) NEED TO BRING AN INSTRUMENT ◀

Will campers be marching with their instrument? No.

Then why do they need an instrument? Instruments will be used in the afternoons, indoors, for a variety of activities such as score analysis, conducting, and more. Whatever instrument you choose to bring, make sure you can use it for these purposes.

BAND

Bring your instrument.

Percussionists only need to bring sticks, stick bags, and practice pads (if you have them).

COLOR GUARD

Bring flags and/or rifles

FSU does not have any instruments available for camper use. If you do not own your instrument, we suggest contacting your school music director and arrange to use a school instrument during your camp. If you have extenuating circumstances which may prevent you from bringing your instrument to camp, please contact the camp office. Rental instruments are also available locally through Playground Music Center (850-785-1355).

INSTRUMENT STORAGE

Small Instruments

Night campers who play small instruments will keep their instrument in their dorm room. Staff will provide instructions for when you need to bring the instrument over to the music buildings for activities.

Day campers should bring their instrument from home each morning and back home each evening.

Medium Sized Instruments

Night campers who play medium sized instruments should keep it in their dorm room. Staff will provide instructions for when you need to bring the instrument over to the music buildings for activities.

Day campers who play medium sized instruments should bring their instrument from home each morning and back home each evening.

Large Instruments & Color Guard Equipment

All campers (day and night) who play large or oversized instruments will be provided with a secure room to lock up their instrument. Night campers should follow the instructions on page 6 for drop off at the Westcott Building on check-in day.

CASES & CARRYING

Now is a great time to think about how you can most easily transport your instrument. There may also be times that you have to store your instrument in a public (locked and secure) place. Please consider using a hard sided case whenever possible.

Health & Wellness

The health and safety of our music camp community is our top priority. In order to protect all of our campers, counselors, instructors, and staff, the following is our protocol for managing illness that presents at camp:

GENERAL MEDICAL CARE

There may be times that campers have a medical concern which has nothing to do with feeling unwell. In these cases, campers will be brought to a local urgent care facility. First responders, 911, The Tallahassee Memorial Hospital, or Capital Regional Medical Center will be utilized for all emergency situations.

The FSU Summer Music Camps does not have a nurse on staff and employees of the Summer Music Camps are not responsible for making health decisions on behalf of the campers. All medical care will be given by a health professional at one of the facilities listed above. There will be a nurse present on the Marching Chief Practice Field during the morning session.

MEDICAL INFORMATION

There is a required medical form in your online account. Please fill this form out completely and accurately. It is our main source of information in a medical emergency, and we ask that you give us any information that will be important to providing a safe and healthy environment for your child. We do not require vaccination records or a physical.

MEDICATIONS

We do NOT supply or dispense medication of any kind.

You have three choices for how medications can be handled at camp:

1. SUPERVISED SELF-ADMINISTRATION: Medications that you pack are turned in at the camp office, and counselors will supervise the camper who will self-administer medications as instructed by you.
OR
2. UNSUPERVISED SELF-ADMINISTRATION: Your camper can keep the medication(s) that you pack in their room and self-administer as you instruct. In this case, camp staff will not be involved with your child's medication(s) at all. We ask for you to tell us what medications they will have in their possession in case of emergencies.
OR
3. NO MEDICATIONS: If you do not pack any medications for your child, they will not have access to ANY medication while at camp.

You will be asked how you would like medications handled on the **Medication Selection Form** in your online account.

This policy applies to all prescription or over-the-counter medications; taken daily or as-needed. The most common ailments at camp are headaches and stomach aches, so it is suggested that you pack with this in mind.

INSURANCE INFORMATION


Any and all costs which may be incurred for medical care during the course of the camp will be the family's responsibility.

For camper's with insurance, a copy of the camper's medical insurance card is required. If you do not have insurance, if you have TriCare, or if you can not provide a copy of the medical insurance card, there will be a spot on the form for you to indicate that you can not provide a copy of your card.

Health & Wellness


WHAT HAPPENS IF A CAMPER IS NOT FEELING WELL:

..... If an **overnight camper** is not well enough to be in class or at an activity, they should go to the dorm office for evaluation. Even if they are just tired, they must go to sick bay for rest - they can not stay in their room. In the dorm office, the camper will have their temperature taken.

..... | **If the camper is running a fever, arrangements must be made for the camper to go home immediately.** The counselor and camper call home to update the parents about their condition and make a pick-up plan. The counselor will collect the campers cell phone and take them to sick bay. Parents will be given the phone number for the camp office; this number will be the only way for parents to reach their camper while the camper is in sick bay. 

We can keep the camper in sick bay until the parent/guardian is able to travel to Tallahassee to take the camper home, however, parents must be prepared to collect the camper within 24 hours. If a camper must be sent home due to illness there are no refunds.

..... | **If the camper is not running a fever,** or if the camper is in sick bay for an injury, the counselor will have the camper call home to update the parents about their condition. Parents can choose to either come and get the camper, or allow the camper to remain in sick bay and be monitored for up to 24 hours.

The counselor will collect the campers cell phone and take them to sick bay to focus on rest (this applies to all campers regardless of the reason they are in sick bay). Parents will be given the phone number for the camp office; this number will be the only way for parents to reach their camper while the camper is in sick bay. 

After 24-hours in sick bay: If the camper continues to be fever-free and starts feeling better, they can return to camp activities at any time. Their cell phone will be returned to them when they are signed-out of sick bay. If the camper is still not well enough to return to camp activities, or if the camper has developed a fever, parents must make arrangements to come to Tallahassee to take the camper home. We can continue to keep the camper in sick bay until the parent/guardian is able to travel to Tallahassee, however, parents must be prepared to collect the camper within 24 hours. If a camper must be sent home due to illness there are no refunds.

..... If a **day camper** is feeling unwell, **DO NOT SEND THEM TO CAMP.**

..... | If the camper has a fever, please call our office to notify us that they will be absent. They must be fever-free (without the aid of medication) for 24 hours before they can return to camp activities.

..... | If a day camper feels unwell but does not have a fever, do not send them to camp that day. Please call our office to notify us that they will be absent. If they feel better with rest, their symptoms are completely gone, and there is no fever, the camper will be allowed to return to normal camp activities the next day.

Keep Our Camp Community Healthy

Illness can spread quickly at camp because we spend a lot of time together in close contact. To keep everyone ehealthy, campers should ask themselves daily:

- In the past 24 hours, have I felt sick, feverish, or unwell?
- Have I had any of the following new symptoms? (fever, cough, sore throat, shortness of breath or trouble breathing, sneezing unrelated to allergies headache, body ache, runny nose, stuffy nose, watery eyes, tiny white spots inside mouth, flat red spots on the face or body).
- Do I have any symptoms that are getting worse?

- If the camper answered NO to all of the above, great!
- If the camper answered YES to anything, do NOT go to class. Let a counselor know immediately. If they are a day camper, keep them home.

Health & Wellness

KEEPING SAFE IN THE HEAT

There will be physical activity outside on the practice field in HOT SUMMER CONDITIONS every morning from 8:30am-11:30am. It will be VERY HOT on the field, there will be zero breeze, and extremely limited shade.

Because of the potential for extreme temperature conditions, it is vital that students prepare to keep themselves healthy & safe. This includes:

- Wearing light colored, light-weight, loose fitting clothing and appropriate footwear (tennis shoes, athletic socks). If camp staff deems that a camper's attire poses potential health consequences, it is at the discretion of the camp staff to require camper to change or pull them from activities.
- Wearing sunscreen, sun hat, and sunglasses.
- Acclimating to the heat by slowly and progressively training outdoors before camp starts.
- Hydrating the day before camp begins. Campers should begin drinking water the day before and avoid sodas and 'sugar drinks', as they dehydrate the body.
- Eat breakfast/lunch/dinner.

Be aware of how you feel, and **TELL SOMEONE IMMEDIATELY** if you have any signs of heat related issues. Some symptoms include: profuse sweating, or no sweating at all, Dizziness or "spots" before your eyes, cold/clammy skin, rapid pulse, nausea, headache, weakness, feeling faint, muscle cramps.

We will have a nurse on the field with the campers, and will be taking breaks in an air conditioned space. Ice and Water will be available for campers to fill their waterbottles before leaving the dorm, and for refills on the field.



Get Ready To Walk!

On top of the work they will do on the field, campers will do A LOT of walking in general as this is a college campus. They will walk back and forth on the "trail" several times per day, change classes, go to other buildings that may be far apart, walk to recreation events....SO MUCH WALKING all day, every day.

So please prepare for this by:

- WEARING COMFORTABLE SHOES.
- Bringing an umbrella.
- Dressing in layers!
- Bringing some band-aids or moleskin in case you get blisters.



Flip flops may seem like comfortable summer footwear, but they can be dangerous when the sidewalks and stairs are wet (which they will be when it rains every afternoon just as you are trying to walk back to the dorm). We encourage you to bring footwear that won't land you in the hospital.

Travel

Driving Directions and Parking

Detailed instructions for check-in can be found on the next page.

The address for night camper check-in parking is **675 West Pensacola Street, Tallahassee, FL 32304** unless you are dropping off equipment. The address to use if you are dropping off equipment is: **158 Convocation Way, Tallahassee, FL 32304.**

You do not need a parking permit for check-in day. University Lots are available for parking all day Sunday without a permit.

Overnight campers who drive themselves to camp do NOT need to purchase a parking permit. Overnight students can park in the Southgate Parking Garage for the duration of camp. Students are not allowed to drive once they have checked-in, and will need to turn in their keys to the dorm staff upon arrival.



Shuttle Service

If you choose to send your camper to Tallahassee via plane or bus, you have the option to arrange for our staff to pick up your child. This service is intended for campers traveling by themselves.

Locations that we offer service to and from:

- Tallahassee International Airport (TLH)
- Greyhound at 112 W Tennessee St
- Red Coach Bus Doak Campbell Stadium Stop

Detailed information about Shuttle Service can be found under the **Travel** section of our website. You can purchase this add-on service in your online camp account. Once you purchase shuttle service, we will be in contact with you to collect your travel details.



Hotel Discount and Area Hotels

The **DoubleTree Hotel** has been our host hotel for the past fifteen years! The DoubleTree Hotel is conveniently located in downtown Tallahassee, and is just up the street from our College of Music Buildings.

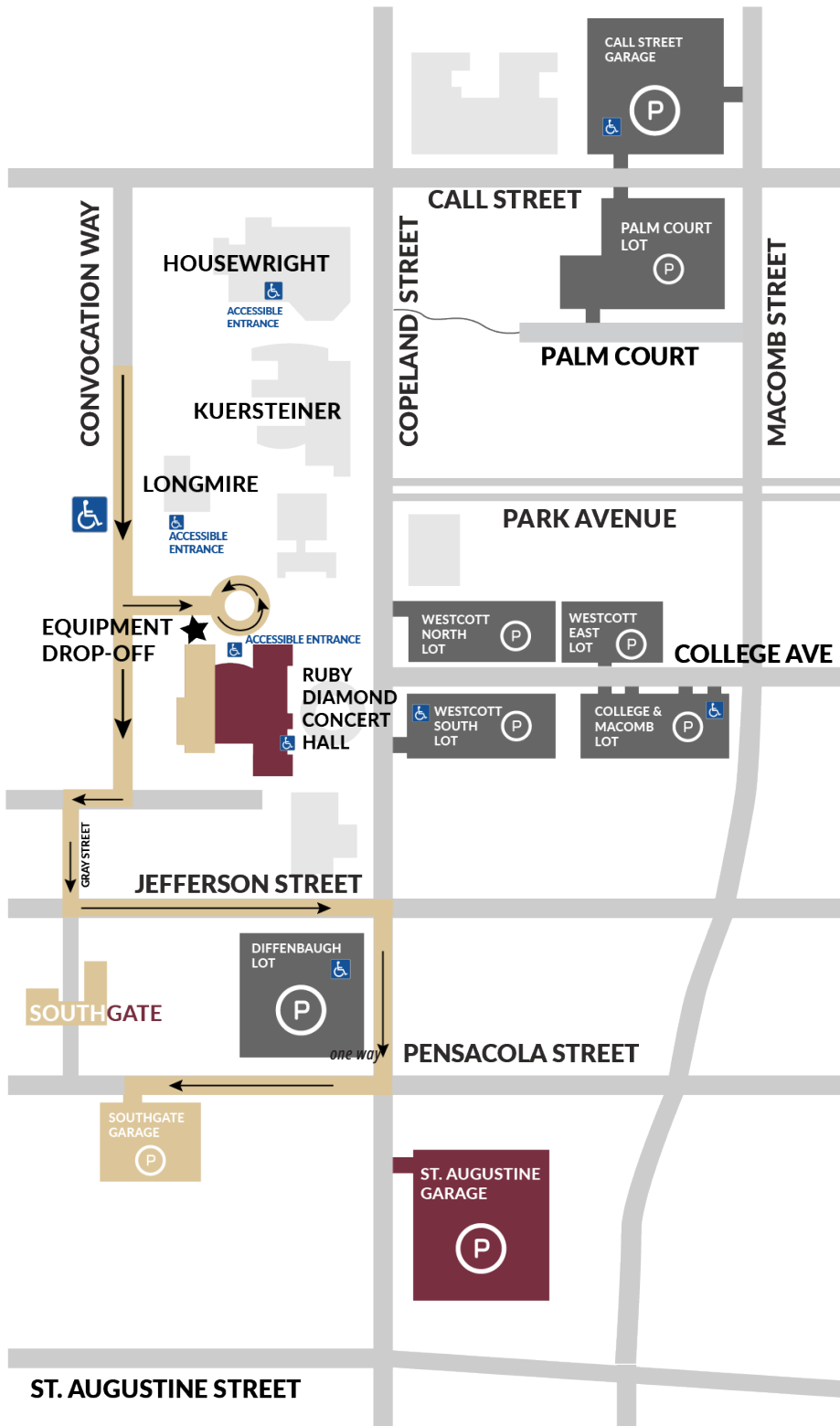
2026 Rate: \$119 & tax per room per night.

Prevailing parking fee will apply.

[Online Reservations Click Here](#)

Information on other area hotels can be found at visittallahassee.com and on the **Travel** section of our website.

Night Camper Check In Map



LOCATIONS

Locations shown in **GOLD** on this map are the check-in locations for overnight campers.

If you are an overnight camper and play a large instrument or have color guard equipment, you need to drop it off at the Westcott Building **BEFORE** going to check in at the dorm. The Westcott Building is located at **158 Convocation Way, Tallahassee, FL 32304**. Follow the GOLD LINES for drop off and then the dorm.

If you are not dropping off equipment, you can go directly to the Southgate Parking Garage & Southgate Campus Centre.

ADDRESSES:

Large Instrument/Color Guard Equip. Drop-Off:

158 Convocation Way,
Tallahassee, FL 32304.

Southgate Parking Garage:

675 West Pensacola St
Tallahassee, FL 32304

Southgate Campus Center (Dorm):

675 West Jefferson Street
Tallahassee, FL 32304

Daily camp activities will take place on the campus of Florida State University in Tallahassee, FL. Classes will be held on the Marching Chiefs Practice Field, Tully Gym, Ruby Diamond Concert Hall, Housewright Music Building, Kuersteriner Music Building, and other locations.

Evening activities will take place on campus and off-campus; off-campus recreation activities are optional and transportation is via an accredited bus service.

Night Camper Check In

Camp check-in is important to getting your camp started off right! But it does not have to be stressful. If you plan ahead, it will be a fun and exciting day!



When To Arrive

Overnight Campers: You will check in on Sunday, June 28 between 2:30-4:30pm. You have been randomly assigned an arrival in an email. If you can't find the email, you can call or email us and we can look it up. If you need to change your arrival time, call us or send an email and we will find you a time that works.



Where To Go For Sunday Check-In

DO YOU PLAY LARGE INSTRUMENT OR HAVE COLOR GUARD EQUIPMENT?

YES



Then your first stop is to drop-off your equipment at the Westcott Building at **158 Convocation Way, Tallahassee, FL 32304** as shown on the map on page 4.

Once you drop off your equipment, you can head to Southgate Campus Center where you can park in the Southgate Parking Garage at **675 West Pensacola Street, Tallahassee, FL 32304**.

NO



You can go directly to the Southgate Campus Center. You can park in the Southgate Parking Garage at **675 West Pensacola Street, Tallahassee, FL 32304**.



What To Expect

When you arrive to the dorm **LEAVE YOUR BAGS IN YOUR CAR!** All you should bring inside is yourself, and medications if the dorm staff will be supervising them (see [Medications](#) on page 10 for more information about your medication options.)

Our counselors will be stationed on the ground floor. Once you have received a room key, you are officially under the supervision of the camps.

AFTER you receive your room key, you can return to your car, get your bags, and head to your room. Use this time to get settled, and meet your new friends and counselors. Parents are free to leave at any time. More information about the dorm begins on the next page.

Night Camper Details

After receiving a room key, campers can only leave the dorm by being signed-out (in the Dorm Office on the 2nd floor or in the Southgate Lobby) by parents or individuals listed under authorized check-out (page 26).

On check-in day, all night campers must be in their rooms by 6:00pm to go to Orientation.

About The Dorm

➤ All campers stay in a privately-owned dorm called the Southgate Campus Centre located at 675 West Jefferson Street, Tallahassee, FL 32304. The building is staffed with a 24-hour security desk in the main lobby.

➤ There is a camp office located on the 2nd floor of the dorm which is staffed by our counselors from 6am-11pm. After 11pm there will be an on-duty counselor available for late night assistance.

➤ A camp store will be set up in the dorm office to sell snacks, beverages, and commonly needed items. The camp store accepts cash only.

➤ Campers will be walked to and from the dorm, and all activities, by the counselors. Campers are not permitted to go anywhere on campus unaccompanied.

The dorm rooms are old-school, plain rectangle rooms. Each room will house three (3) campers; there is no option to request a private room.

Each dorm room is 220 sq. feet with its own bathroom, and will contain three beds, one wardrobe for storage, two sets of drawers for storage, two desks, one overhead ceiling light, a shower curtain, and toilet paper. There is one window and one air conditioning unit in each room.

Beds are raised slightly off the ground for storage:

- Under Bed 1 there are 4 storage drawers
- Under Bed 2 there are 4 storage drawers
- Under Bed 3 is open space.

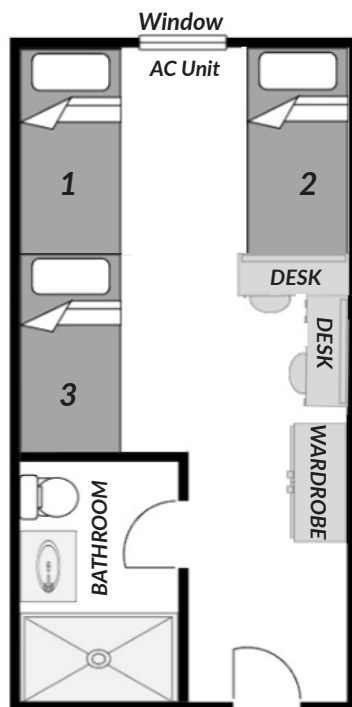

Even though the diagram shows the beds made, we DO NOT provide pillows, sheets or blankets.

You will NOT be able to adjust the air conditioning temperature - doing so results in too much moisture in the room. Most campers find the rooms to be cold, so bring a warm blanket.

The room will be cleaned prior to your arrival. Campers are responsible for keeping rooms clean on a daily basis including picking up and throwing away trash, and wiping down high touch surfaces. Please be considerate of your roommates and keep your area tidy.

Lost room keys should be reported right away to a counselor or dorm office. All keys must be returned at check-out. There is a \$25.00 fee for lost keys.

Males are housed on the 2nd floor of the dorm. Females are housed on the 3rd floor of the dorm. The 4th and 5th floor may be utilized as well, and may be used as mixed gender floors separated at opposite ends. Rooms are assigned based on the gender that was selected on the camper's registration form, and the camper's age. Unless there is a specific roommate request, we will assign the camper with two other roommates of the same age (+/- 1 year) and gender. (Roommate request info is on next page).



Night Camper Details

Staying For More Than One Session?

If the camper is joining us for two or more consecutive sessions, you have the following options:

1. Check-out from the first camp on Saturday after the performance and spend the night off-campus. The camper returns for check-in on Sunday for the second camp. Campers will work with their counselor at the end of the first camp to find out if they will need to move rooms, or if the camper will be able to leave their belongings in their current dorm room on Saturday night.

OR

2. Book an extra night of housing and stay in the dorm on Saturday night. Extra nights are \$75.00 per night and include the extra night, extra meals, and supervision. Counselors will bring all stay-over campers to check-in for the next camp on Sunday, so parents do not need to be present for check-in at the second camp. Typically students who stay over do not need to move rooms but its not guaranteed. Extra nights can be purchased in your [online camp account](#).

Roommates and Roommate Requests

Campers are able to request a roommate(s) if they wish. To request a roommate, use the Roommate Request Form in your [online account](#).

- You can request to room with campers that are attending a different camp as long as the check-in and check-out dates are the same.
- All campers involved in the request must submit their own request form so that we see that everyone does want to room together. For example, if Sally, Julie, and Mary want to room together, each of them must submit a roommate request form with all three names on it.
- Males and females cannot request each other.
- Roommate assignments are NOT confirmed prior to camp. You will find out your room assignment and roommates at check-in.
- Every effort will be made to honor your request but there are no guarantees. Room configurations are subject to availability.



Meals



The dining hall is located on the first floor of the Southgate Campus Centre. Three meals per day are included for overnight campers.



The meal plan begins with dinner on Sunday (check-in day).



Your name tag is your meal admission, so if it is lost or damaged please see a counselor right away for a replacement.

The dining hall is set up like a food court/buffet. It will always include a hot entree station and beverage station at all meals. During breakfast, cereals, bagels, English muffins are also available; during lunch and dinner a salad bar, and dessert station are added.

DIETARY ACCOMMODATIONS

If you indicate on your Housing & Dining Information Form that your camper has food allergies, religious requirements, or other dietary restrictions, we will provide that information to the dining hall director. The Dining Director is an employee of Sodexo, the company which manages the dining hall at the Southgate Campus Centre. She will be working with her staff and a registered dietitian to create a camp menu that meets your needs. She may reach out to you prior to the start of camp if additional information is needed, but if she has all of the information that she needs from your form, then you may not hear from her directly. If you have specific questions or concerns about your dining arrangements, you may reach out to her at: donna.jones@sodexo.com. Please be sure that any communication with her specifies the FSU Summer Music Camps and includes your child's name and the week they are attending camp.

Food for campers with accommodations will be found in a separate area of the dining hall; it will not be on the main serving line. If campers are unable to locate their allergen free meals, they can ask any dining employee for assistance.

FOOD DELIVERIES

Campers may have food or other items delivered to the dorm if they wish. Counselors will go over all dorm rules at Orientation, and will cover the times that food can be delivered. Campers are NOT permitted to go outside to meet delivery drivers - the driver must come into the dorm lobby to deliver any food to campers.

Night Camper Packing

PREPARE FOR THE HEAT!!!!

There will be physical activity outside on the practice field in **HOT SUMMER CONDITIONS** every morning. It will be **VERY HOT**. There will be zero breeze, and extremely limited shade. Just so hot.

Because of the potential for extreme temperature conditions on the practice field, you must be wearing appropriate clothing for physical activity under hot conditions. **If camp staff deems that a camper's attire poses potential health consequences, it is at the discretion of the camp staff to require camper to change or pull them from activities.**

You **MUST** have:

- Cool, breathable clothing. **NO JEANS ON THE FIELD.**
- Athletic shoes appropriate to be on a grass or turf field.
- Hat with large brim, sun visor, or ball cap.
- Big Water Jug. At least 64oz. Preferably insulated. See examples to the right.
- Sunscreen
- Sunglasses



YOU MAY ALSO WISH TO BRING:

- Bug Spray
- Umbrella
- Cooling towel
- Personal cooling fan or mister

BEDDING & TOWELS

- Sheets (extra-long twin)
- Blanket
- Pillow / Pillowcase
- Bath towel
- Hand towel / Washcloth
- Pool Towel (to use outside; we don't go swimming)

TOILETRIES

- Shampoo / Conditioner
- Body wash / Face wash
- Hand Soap
- Toothbrush / Toothpaste
- Deodorant
- Makeup
- Makeup remover
- Contact Lenses / Lens solution
- Styling products
- Nail clippers / Tweezers
- Shaving supplies
- Hair brush
- Hair dryer / curling iron / flat iron

HEALTH CARE ITEMS

- Feminine products
- Hand Sanitizer
- Thermometer
- Band-aids
- Topical cream for bug bites
- Medications

GENERAL SUPPLIES

- Your Instrument (see page 16)
- Backpack
- Notebook
- Folder
- Pens, Pencils
- Leadership Packet.**
- Baton, whistle, conducting gloves (if you have them).
- Mobile phone, mp3 player or some form of personal music device.

ELECTRONICS & ROOM SUPPLIES

- Cell phone & charger
- Headphones
- Hangers for your clothes
- Alarm Clock
- A lock on your luggage to secure your valuables
- Small lamp or reading light (there is only one light in the room and it is not bright).
- Laundry detergent / dryer sheets (if you plan to do laundry)
- Cleaning wipes
- Computer (Only if you will be doing classwork for a summer course)

CLOTHING FOR EVERYDAY

- Cool, breathable shorts & shirts
- Enough clothing so you can change between AM & PM Sessions. You will be sweaty.....
- Sweatshirt / Sweater / Jacket
- Pajamas
- Underwear
- Bras
- Undershirts
- Sunglasses
- Hat / Sun visor
- Belt
- Rain Jacket
- Sneakers / Tennis shoes
- Comfortable, closed-toe shoes
- Theme Day clothing/accessories (optional; see below).



Theme Days

Catch the spirit! We hope you will participate in our theme days, and dress to impress!

- Monday - no theme
- Tuesday - Tie-Dye Tuesday
- Wednesday - Wacky Socks
- Thursday - School Pride Day
- Friday - FSU Friday

Night Camper F.A.Q.

How long will check-in last?

You should allow at least one hour to check-in and get settled into your dorm room.

Do I have to attend check-in every week if I'm coming to multiple sessions?

Yes. At each check in the camper will receive a new name tag and/or materials that pertain to that camp.

Do I need a parent with me at check in?

No. As long as you are paid in full, and have completed all of the required camp forms, you do not need a parent to check you in. If you will not have a parent/guardian with you at check-in, be sure to come prepared with everything you need, and everything on the camp packing list! We suggest contacting the camp office two weeks prior to check-in to be sure everything is all set for your arrival without a parent/guardian.

Can I drive myself to camp?

Yes. If you are a night camper you will park your car on the 3rd floor or higher at the Southgate Parking Garage where it will remain for the week. You do not need a parking permit. You can NOT drive your car once you are checked-in. You will be able to check yourself out and drive yourself home at the end of camp.

What happens if we are accidentally running late to check-in?

If unexpected travel delays cause you to miss your check-in time, here is what to do:

- If check-in is still open (before 4:30pm), then follow the regular instructions for check-in.
- If check-in has ended (4:30pm or later) and you are a night camper, go directly to the Southgate Campus Centre to the 2nd Floor Camp Office. If you have a large instrument or color guard equipment, you will need to keep it with you in your room for the night.

If you know in advance that you will miss check-in, please contact our office to let us know your expected time or arrival.

Where can I eat on check-in day?

The first meal for night campers available under the dining plan is dinner on Sunday. Please plan out your breakfast and lunch since check-in can be busy, and you want to make sure you eat! Campus dining options on Sunday in the summer are non-existent, so you will need to plan to get food off-campus. There are food options nearby on Tennessee Street, Monroe Street, and Appalachian Parkway.

What if I can't arrive to camp on check-in day?

If you are unable to attend check-in on Sunday, please call our office to make arrangements for a late arrival. Based on your arrival day and time, we will give you instructions on where to go.

Can I bring a fridge or microwave?

Yes, you are permitted to bring these items but please keep in mind that the rooms are VERY small. After you put three people with luggage and personal items into the room, there is very little space left for a fridge or microwave.

Can I bring food to have in the room?

Yes, you can bring food/snack items for your rooms. Please bring nut-free items that are individually packaged to avoid allergy problems. Rooms do not have refrigerators or microwaves, so anything you bring will need to be kept and eaten at room temperature. Outside food is not permitted in the dining hall due to health code regulations.

Can I bring a computer, TV, or gaming system?

Yes, but there is no wifi or cable in the room. These items are your responsibility. The camps are not responsible for damage, theft, or loss of any personal item.

What is the item that campers most wish they brought with them?

It's a tie between:

- A mattress pad (the mattresses are not plush)
- A warm blanket (the rooms are very cold)
- A light (the rooms are very dark)

Can I bring an e-scooter?

No. They are prohibited on FSU's campus. Other prohibited items can be found on the Camper Conduct Agreement.

Day Camper Check In



When To Arrive

The first event you need to attend is at 7:00pm on Sunday evening in Ruby Diamond Concert Hall, so you will check in on **Sunday, June 28 between 6:15-6:50pm.**

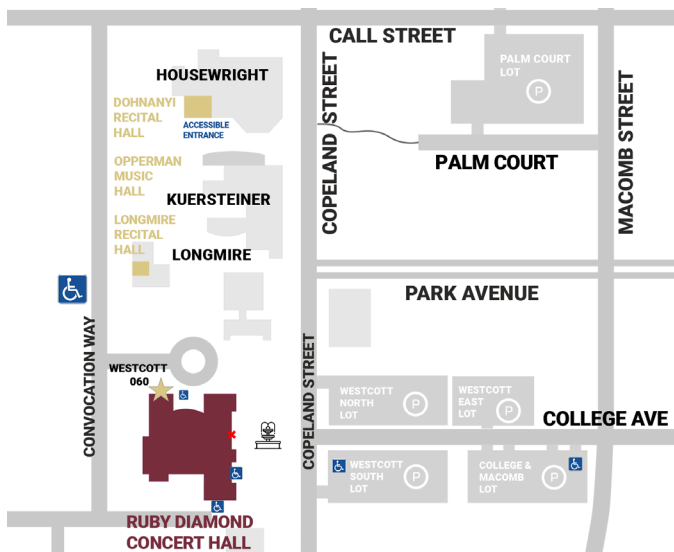
If you can not arrive for the Sunday Evening events, plan to arrive at the Chiefs Practice Field on Monday by 8:15am check-in and begin camp.



Where To Go On Sunday Evening

If you are driving yourself, you can park in any campus parking lot without a permit.

If you are being dropped off, the check-in location is Westcott 060 at **158 Convocation Way, Tallahassee, FL 32304.**



What To Expect

You will pick-up your name tag, pick-up a purchased parking permit (if you bought one in advance), purchase a day camper lunch package if needed, and/or buy a camp t-shirt.

Then you will go inside to Ruby Diamond Concert Hall and attend the camper orientation from 7:00-8:00pm. This will be followed by the Leadership Camp Faculty/Staff Meet & Greet, and Orientation Break Out Sessions from 8:00-9:00pm.

Day Camper Supplies

Things To Bring Each Day:

There will be physical activity outside on the practice field in HOT SUMMER CONDITIONS every morning. It will be VERY HOT.

Because of the potential for extreme temperature conditions on the practice field, you must be wearing appropriate clothing for physical activity under hot conditions. If camp staff deems that a camper's attire poses potential health consequences, it is at the discretion of the camp staff to require camper to change or pull them from activities.

You **MUST** have:

- Cool, breathable clothing. **NO JEANS ON THE FIELD.**
- Athletic shoes appropriate to be on a grass or turf field.
- Hat with large brim, sun visor, or ball cap.
- Big Water Jug. At least 64oz. Preferably insulated.
See examples to the right.
- Sunscreen
- Sunglasses



YOU MAY ALSO WISH TO BRING:

- Bug Spray
- Umbrella
- Cooling towel
- Personal cooling fan or mister

Also bring:

- Your Instrument
- Backpack
- Notebook
- Folder
- Pens, Pencils
- Baton, whistle, conducting gloves (if you have them).
- Mobile phone, mp3 player or some form of personal music device.
- Leadership Packet**



Day Camper Driving/Parking

Day campers who are dropped-off and picked-up each day do not need any kind of parking permit. Drop-off information is on the next page.

Day-campers who will be driving themselves to camp should purchase an FSU parking permit. These are available to purchase in your online account and cost \$20.00 for a weekly pass. The deadline to purchase a discounted camp parking permit is **JUNE 8**. Parking permits will be available for pick-up starting Sunday at check-in, or Monday morning. After the June 8 deadline, full price visitor parking permits may be purchased online through FSU Transportation.

Camp parking permits will allow you to park in any ungated FSU Parking lot in faculty/staff/student spaces. The parking lot marked with the star on the map on page 12 is the closest parking lot for drop-off and parking with a permit. Campers who drive themselves to camp each day will want to move their car during the lunch break as afternoon activities take place in the music buildings. We recommend moving your car to the Southgate Campus Centre Parking Garage at 675 West Pensacola Street. You can park on the 3rd floor or higher and then walk over to the afternoon classes with the other campers. You can also use the map on page 12 as a reference for parking lots near the College of Music.

Please remember that day-campers may **NEVER transport a night-camper in their personal vehicle**, and should not transport other day-campers in their personal vehicles.

Day Camper Details

WHERE YOU WILL START AND END MONDAY - THURSDAY

MORNING SESSION

Morning drop-off for Monday - Thursday is at the Marching Chiefs Practice Field and 265 Chieftan Way, Tallahassee, FL 32304. Counselors will be stationed here for drop-off starting at 8:00am; activities begin at 8:30am. Campers who did not check in on Sunday evening should arrive by 8:15am on Monday so that they can get their name tag and officially check-in.



LUNCH BREAK

At 11:30am, all campers will walk from the Chiefs Field to the Southgate Campus Centre for lunch.

If you are a day camper who drives themselves to camp, you will want to move your car during this lunch break. Afternoon activities take place in the music buildings and we do not return to the field in the afternoon.

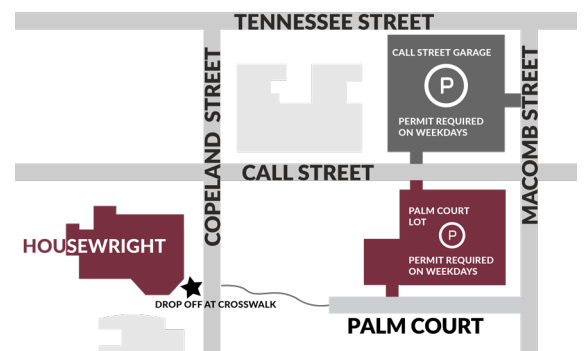
We recommend moving your car to the Southgate Campus Centre Parking Garage at 675 West Pensacola Street. You can park on the 3rd floor or higher, eat your lunch, and then walk over to the afternoon classes with the other campers. More info about meals is on the next page.

If you are not planning to eat at Southgate, you can also use the map on page 12 as a reference for parking lots near the College of Music.

AFTERNOON SESSION

Pick-up on **Monday - Thursday** is at **5:00pm** at the **breezeway between the Housewright and Kuersteiner Music Buildings** as shown on the map below.

Day campers who have not been picked up by 5:30pm will be walked over the Southgate Campus Centre where they will need to be picked up from the dorm office on the 2nd Floor.



Day Camper Details

WHERE YOU WILL START AND END FRIDAY

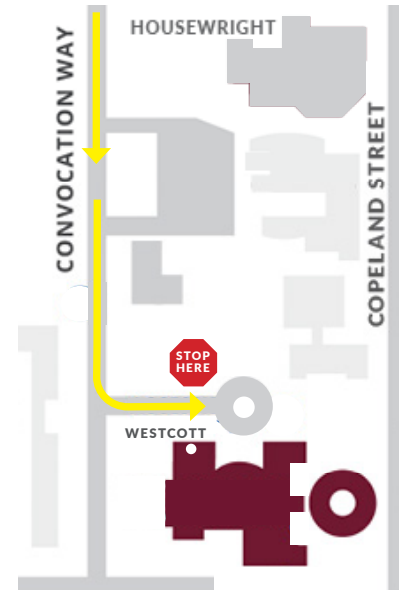
AM DROP OFF FRIDAY ONLY

On **FRIDAY** morning, all activities are in the **Westcott Building** as shown on the map to the right. Drop-off is at the Westcott Building on Convocation Way. **DO NOT GO TO THE FIELD ON FRIDAY.**

Day campers with parking permits should park in one of the un-gated lots close to the College of Music on Friday morning.

PM PICK UP FRIDAY ONLY

On **FRIDAY afternoon**, the final Pass In Review event will take place at the Donald L. Tucker Civic Center at 1:30pm. Day campers can leave directly from the event with their family. More information about the Pass In Review can be found on page 21.



Day Campers Meals

Meals are not included for day campers unless you purchase a dining package.

LUNCH:

Day campers can either bring lunch from home to eat in a designated area in Southgate, or purchase a lunch package to eat in the cafeteria. Food from home is not permitted to be brought into the cafeteria due to health regulations. The Lunch Package is \$35.00 and includes 5 lunches to be used Monday – Friday. If you drive yourself to camp, you will want to move your car for lunch over to the Southgate Parking Garage. You can park there for free on the 3rd floor or higher.

DINNER:

Day campers who purchase a dinner package will walk back over to the dorm with the other campers, and then stay in the cafeteria, in the lobby area of Southgate, or in the 2nd floor dorm office until evening activities begin. The Dinner Package is \$35.00 and includes 5 dinners to be used Monday – Friday.

HOW TO PURCHASING DINING:

Lunch and dinner packages must be purchased IN ADVANCE. The deadline to purchase meal packages is the Sunday one week before your camp check-in. Lunch and dinner packages are non-refundable once purchased. The dining hall does not accept payment at the entrance to purchase meals.

Your camp name tag will indicate that you have purchased a meal plan and allow you entry to the cafeteria. If your name tag is lost or damaged, please see a counselor right away for a replacement.

If you need assistance with adding a dining package to your registration, please call our office.

Day Camper Details



Evening Activities For Day Campers

How To Sign Up

Each evening there will be some type of camp activity. Some evenings there are options for various recreation activities, and some evenings there will be all-camp leadership sessions. Day campers are welcome to participate in all evening activities, though it is not required.

Once activities are finalized, you will be notified (via email) that a new form has been added to your online account. This form will ask for the camper's preferences for evening activities on the nights when there are multiple choices. Any fees for optional activities will also be listed so that you can plan accordingly.

We will always try to assign campers to the activities that they request, but we cannot always guarantee it. Some activities have participant limits set by the venue, or we are limited by the number of practice rooms, room capacity, etc... Activities will be assigned based availability and the date that the preference form was submitted. After the deadline there will be no changes until after camp starts.

How To Confirm & Pay For Activities At Check-In

When arriving to check-in, Day Campers will be able to review the camper's assigned evening activities. You will need to pay for the activities that have a fee at this time. These activities can only be paid for WITH CASH, so please come prepared. If you are unable to pay for the activities at check-in, the camper will need to go to the Southgate Campus Centre at lunch on the day of the event to pay for the activity.

How To Drop-off and Pick-Up Day Campers For Evening Activities

Campers need to be picked up at 5:00pm and brought back for any evening activity unless you purchased a dinner package.

- If the event is on-campus, the camper can go directly to the event location at the designated start time.
- If the event is off-campus, the camper should arrive at the Southgate Campus Centre at the designated time and travel to the event with the group. For accountability purposes, parents may NOT drive day-campers directly to an off-campus event.

Day campers who purchase a dinner package will walk back over to the dorm with the other campers, and then stay in the cafeteria, in the lobby area of Southgate, or in the 2nd floor dorm office until evening activities begin.

For all events (both on and off-campus) parents will pick-up their camper from the 2nd Floor Camp Office at the Southgate Campus Centre. Campers will not be released from off-campus locations under any circumstance. Day campers who eat at Southgate are NOT able to go up into the dorm rooms to visit with overnight campers.

Pass In Review - Friday July 3

Time to show off the hard work!

The Pass In Review is the final camp event.

It takes place at the **Donald L. Tucker Civic Center** at **1:30pm on Friday, July 3rd**.

Following the event, night campers will return to the dorm and check-out from Southgate.
Day Campers may depart with their families from the Civic Center.

- The Pass-In-Review is free. No tickets are needed
- Seating is general admissions. The hall opens 30 minutes prior to the start of the performance.
- Personal, non-flash photography/video is allowed but please be respectful of the performers, conductors, and other audience members. Parents may videotape for personal use, but FSU does not approve for these videos to be posted on YouTube or in any other online format due to releases and permission. Commercial recording equipment is not permitted.
- No pets allowed except certified service animals.
- No food or drink allowed.

EVENT DRESS

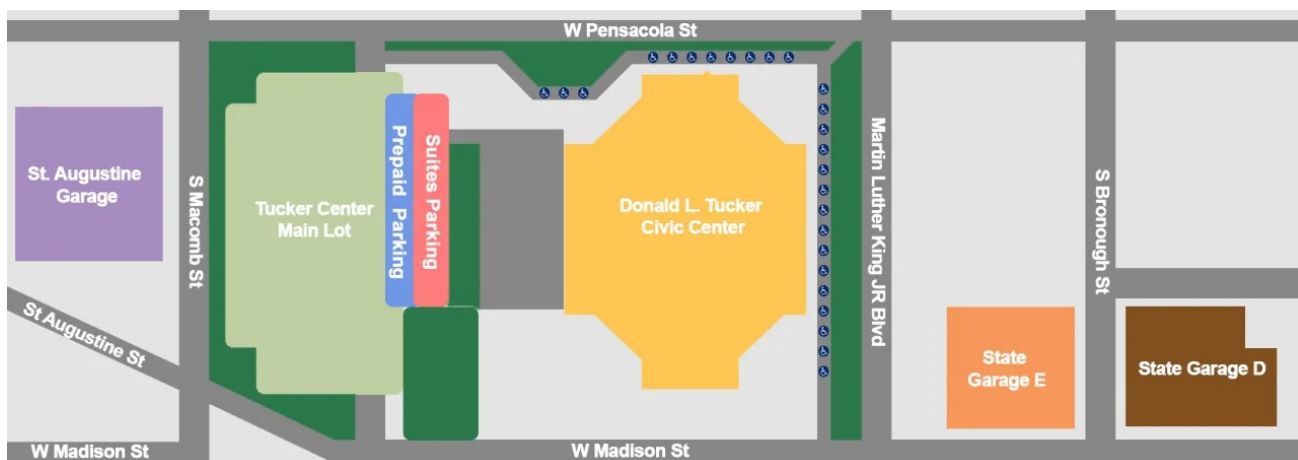
Performance attire for campers is regular casual camp attire, but we love it when campers wear shorts and the camp t-shirt!
Attire for audience members is casual.

EVENT DIRECTIONS AND PARKING

The **Donald L. Tucker Civic Center** is located at 505 West Pensacola Street, Tallahassee, FL 32301

Parking is free in the Civic Center Parking Lot.

More information can be found on their website.



Camp A-Z

ATM

There is a SunTrust ATM in the dorm, and a Bank Of America ATM located across from our music buildings.

Attendance

Attendance will be taken at the start of each class, every day. If the camper is not feeling well and cannot attend class, our wellness policy will apply (see pages 09-10).

Attendance at all camp events, rehearsals, and performances is mandatory for all campers. If your child is a day camper and will be absent, please call our office at 850-644-9934 to let us know.

Authorized Check-Out

Campers are only permitted to be signed out by parents, guardians, or approved adults over the age of 18 who are listed in the camper's online account as an authorized person. To check who is listed, or to add individuals, use the "Manage Authorized Pickup" button (circle below) in your online camper account.

During the class day, campers can be signed-out from the Help Desk in the lobby of HMU. At all other times, campers can be signed-out from the Dorm Office on the second floor of Southgate. All authorized individuals must show ID to sign a camper out.

Day campers who drive themselves to camp can check out to drive home each day. Night campers who drive themselves to camp will be able to check out themselves out to drive home on the last day. If your camper is driving home at the end of camp in another camper's personal vehicle, please include the camper's name as an Authorized Pickup.

Camp Store

A camp store will be set up in the dorm office to sell snacks, beverages, and commonly needed items such as toothpaste and feminine products. These are payable with cash only. There are also vending machines in the music buildings which accept credit and debit cards, or cash, for snacks and beverages.

Check-In Time

You will be assigned a check-in time slot. Time slots help us minimize crowds, and make the process faster for you! This is not your audition time. Just arrival time.

Your time will be sent to you in an email. If you can't find the email, you can call or email us and we can look it up. If you need to change your arrival time, call us or send an email and we will find you a time that works.

Cell Phone Policy

We allow cell phones at camp as long as they are used responsibly. All cell phones and other devices such as smart watches, music players, games, tablets, and other similar devices must be **TURNED OFF COMPLETELY** and **PUT AWAY OUT OF SIGHT** during all classes, rehearsals, and performances.

If a camper is not feeling well and is going to sick bay, their cell phone will be held in the camp office so that they can focus on rest. If a family member needs to reach the camper while they are in sick bay, they can do so by contacting the dorm office.

Campers may not take videos or photos during performances with their phone unless they have received prior approval from the Camp Director, Associate Camp Director, or Dorm Supervisor prior to the event.

If a cell phone is turned on, visible, or being used during class, rehearsals, concerts/performance it may be confiscated according to the following policy by any member of the camp staff:

First Offense: The cell phone will be confiscated for the duration of the event/class/rehearsal/etc but will be returned at the end of the event.

Second Offense: The cell phone will be confiscated for a 24 hours.

Third Offense: The cell phone or device will be confiscated for the duration of camp. The item will be returned at camp check-out. If the cell phone is confiscated, parents will still be able to contact the camper through the Camp Offices.

Camp A-Z

Counselors

Day counselors are with the campers while they attend classes during the day, and also participate in some of the evening recreation activities. Day counselors are primarily undergraduate College of Music students and are a great resource for campers that want to know more about what it's like to be a student at FSU. Day Counselors are available to assist with anything the campers need; from forgotten items and finding classrooms, to pep-talks and snacks. Day Counselors can be found at the Help Desk in the Housewright Music Building and at Satellite Help Desks throughout the other classroom buildings.

All day campers will have a day counselor assigned to them, and they will meet the counselor at check-in. If you are a day camper, please make sure you meet your counselor before you leave on check-in day.

Our night counselors reside in the dorm with the campers. They supervise the campers whenever they are at the dorm, and during all evening activities.

Night counselors are primarily undergraduate and graduate level FSU College of Music students, or FSU Alumni. Each room will be assigned a specific night counselor. If at any time a camper needs assistance and their primary counselor is not available, there are always night counselors in the dorm office from 6am-11pm. After 11pm there is always an on-duty counselor available for late night emergencies.

Deliveries

Campers may have food or other items delivered to the dorm if they wish. Counselors will go over all dorm rules at Orientation, and will cover the times that food can be delivered. Campers are NOT permitted to go outside to meet delivery drivers - the driver must come into the dorm to deliver any food to campers.

Dress Code

The dress code for all camp activities is casual (shorts, t-shirts, jeans, etc) but should be appropriate for classroom instruction and for group recreation activities. Revealing clothing is not permitted, and it is at the discretion of the camp staff to require campers to change or cover-up if an outfit is deemed inappropriate.

Because of the potential for extreme temperature conditions on the practice field, you MUST be wearing clothing for physical activity under hot conditions. if the camp staff deems a camper's attire poses potential health

consequences, it is at the discretion of the camp staff to require camper to change.

Evening Activity Preferences

When activities have been finalized, you will be notified (via email and on the camp app) that a new form has been added to your **online account**. This form will ask your **preferences** for evening activities on the nights when there are multiple choices. We will always try to assign all campers the activities that they want, but we cannot always guarantee it. Some activities have participant limits set by the venue, or we are limited by the number of practice rooms, room capacity, etc... Activities will be assigned based on the date that your preference form is submitted. After the deadline, changes can only be made after camp starts.

Day Campers will go over their selected evening schedule, and pay for activities at camp check-in on Monday morning.

Night Campers will go over their selected evening schedule with their counselors. Payment for activities that have a fee will be paid **in cash** to the counselors on the day of the event.

Exercise and Sports

We sometimes offer recreation activities that include sports like kickball, volleyball, football, and basketball, but we cannot make accommodations for campers to workout or practice other sports while at camp. There is not enough time in the camper's schedule, and we do not have access to fitness or sports facilities. Campers are not permitted to go running by themselves. Campers may not sure the gym located in the Southgate Campus Centre.

Forms

You can find required and optional camp forms in your **online camp account**. This will include medical forms, housing request forms, class preference forms, evening activity preference forms and more.

Holidays

Camp continues on a regular schedule on Juneteenth (June 19), and the Fourth Of July (July 4). Campers will attend classes and have regular camp events on these days.

Homesickness

Most of our campers are so busy that they don't have time to miss home! We get far more calls from parents who are surprised that they haven't heard from their kids all week, than those that have homesick children. But homesickness

Camp A-Z

is common at all summer camps, and it can effect both first-time and seasoned campers. New places and new experiences can make some kids nervous, but our counselors and instructors have lots of ways to help your camper engage, meet new friends, and ease homesickness. Campers are always welcome to call home, and if you believe that your camper is experiencing homesickness you can always let us know so that we can ensure the counselor is aware. If homesickness is something you are concerned about, there is a lot of great information available on the Internet about preparing for camp. Here is one great [link](#).

Internet & Classwork

Students who need to do classwork for virtual school or other academic classes will be able to sign-up for work time as an evening activity on nights when there are not required rehearsals. Students will need to bring their own laptop or personal device, and internet will be available in the camp office.

Laundry

The dorm has laundry facilities. The machines use a laundry card which can be purchased with a debit card or you can use quarters. At the time of publishing this handbook, the average cost of a load of laundry (washing & drying) is \$4.00. The camp store in the dorm office will sell laundry detergent and dryer sheets for \$2.00.

Local Information

Information about Tallahassee can be found at visittallahassee.com. There is a great digital guide with a hotel and restaurant directory, as well as business listings and local area maps.

Lost & Found

We maintain a lost and found at the Help Desk and at the Dorm Office. Any items left or lost can be returned [at the family's expense](#) via the UPS store on campus. Items not claimed by July 10 will be donated or discarded. Call 850-644-9934 or email musiccamps@fsu.edu for help with Lost and Found.

Mail

If you are planning to send mail to a camper while they are at camp, we suggest you do the following:

- Send it before they leave.

Our campus mail system slows the process down by as much as four days! We often receive cards and letters for campers long after their camp has ended. By sending mail the week before your camper leaves, we will be able to give

it to them during the camp week. Any packages which need to be forwarded after camp has ended will be at the family's expense.

- Send it to this address:
FSU Summer Music Camps
Attn: Campers Name
122 N. Copeland Street, HMU 204,
Tallahassee, FL 32306-1180
- Send it via FedEx or UPS: DON'T SHIP VIA US MAIL. If you are sending campers anything of value, we HIGHLY suggest sending it via FedEx or UPS. If you use the US Postal Service - even with a tracking number - you will find that once the package leaves the Tallahassee Post Office and enters the campus mail system, the tracking number will no longer work; it will seem like the package has been lost and even the Post Office will not be able to help you track it down. Only FedEx and UPS will enable you to track your package all they way through delivery.
- "Next Day Service" doesn't really mean next DAY on the FSU Campus. Mail and packages are only delivered to the College of Music once per day - usually at about 3:00pm. Even if you pay for AM delivery, expedited overnight service or priority delivery, it won't be delivered to our office until the late afternoon. It will then be given to the counselors who will get it to the camper at dinner time. Bottom line - if you send something on a Tuesday via overnight service, don't expect the camper to get it until Wednesday evening at the earliest.
- Be mindful of holidays such as Juneteenth and July 4th. The FSU campus is closed on those days so we will not receive mail or packages (but we do have camp!)

Medication

We do not supply or dispense any medication. You have three options for how medication can be handled at camp. Please read the Health and Wellness Section, as well as the informaton on the Medication Selection Form to be sure that you understand the options.

Money

Most of the items that campers spend money on are snacks, drinks, pizza delivery, and recreation activities. There will always be a free activity offered each evening. On some evenings, there will be optional recreation activities offered that have an additional fee, approximately \$15.00-\$25.00. These activities are payable in cash only, and will be paid on the day of the event.

Camp A-Z

We encourage parents to make sure that campers have enough money before they leave. We typically recommend \$50.00 per week as a general rule. It is difficult for parents to get money to campers once they have left campus.

If you are concerned about your child carrying cash (there are no safes in the rooms) you might consider a pre-paid ATM card or a debit card that you can control from home. Pre-paid cards are available at Walmart and most convenience stores or grocery stores. Make sure that the card you select can be used as a debit and ATM card. There is a SunTrust ATM machine in the dorm and a Bank Of America ATM located across from our music buildings.

In the event that you need to send money to a camper after they are here, you will need to utilize the Western Union at the Publix on Ocala Road: PUBLIX #0782, 800 Ocala Rd, Ocala Corner Shopping Center, 850-575-3929. Whoever is receiving the transfer must be able to show ID - so if your child does not have ID they can not pick up a money transfer. You will need to work with your camper and their counselor to determine a time that they can go to receive the transfer.

Policies

All of our camp policies can be found on our website at <https://music.fsu.edu/events/camps-festivals/summer-music-camps/policies/>

T-Shirt

Camp t-shirts will be on sale at check-in and at most concerts. The t-shirts are \$20.00 and can be purchased using cash, check or credit card. Proceeds from these t-shirts go to the FSU collegiate chapter of the National Association for Music Education (CNAfME).

Sickbay

If an overnight camper is not well enough to be in class or at an activity, they should go to the dorm office for evaluation and to sick bay for rest, No cell phones are allowed in sick bay. Please read the Health & Wellness section for more information.

Visitors

Campers may visit with friends, day-campers, and relatives who are not music campers in the lobby and dorm office at Southgate during the evening hours before curfew. Guests must register at the camp office and are subject to the Rules of Camp. For the safety of all campers, the camp staff reserves

the right to deny visitation between campers and non-camp guests.

Visiting FSU

If you are interested in an official tour of the FSU Campus, or meeting with FSU Admissions officer, please visit <https://visit.fsu.edu>. Most campers will have an opportunity to take an "unofficial" campus tour with our counselors if they choose. Our College of Music Admissions Director will visit a camp class to answer any questions.



SUMMER MUSIC CAMPS

COLLEGE OF MUSIC

Are You Ready?

- I read the camp handbook.
- I filled out all of my required camp forms in my online account.
- I have paid in full.
- I know what to pack.
- I have an instrument to bring
- I know when my check-in time slot is.
- If I am a Day Camper driving myself every day, I have purchased a discounted parking permit before June 08.
- I put the camp app on my phone so I can get notifications and see pictures from camp.
- I'm ready to have a fantastic time at camp!

